



Catálogo de Productos

Merluza Clase 6x36


- Alma de Acero
- Galvanizado
- 6x31WS
- 6x36WS
- 6x41WS
- 6x43SWS
- 6x49SWS




6x31WS




6x36WS



6x41WS



6x43SWS



6x49SWS

Tabla de Resistencias a la tensión y Pesos (pulgadas)

| Diámetro (pulgadas) | Peso Aproximado (lb/ft) | Resistencia a la Ruptura (lbs.) | |
|---------------------|-------------------------|---------------------------------|---------------------|
| | | Arado Mejorado | Arado Extramejorado |
| 1/4 | 0.12 | 5,890 | 6,790 |
| 5/16 | 0.18 | 9,150 | 10,540 |
| 3/8 | 0.26 | 13,120 | 15,100 |
| 7/16 | 0.35 | 17,780 | 20,380 |
| 1/2 | 0.46 | 23,000 | 26,600 |
| 9/16 | 0.59 | 29,000 | 33,600 |
| 5/8 | 0.72 | 35,800 | 41,200 |
| 3/4 | 1.04 | 51,200 | 58,800 |
| 7/8 | 1.42 | 69,200 | 79,600 |
| 1 | 1.85 | 89,800 | 103,400 |
| 1 1/8 | 2.34 | 113,000 | 130,000 |
| 1 1/4 | 2.89 | 138,800 | 159,800 |
| 1 3/8 | 3.50 | 167,000 | 192,000 |
| 1 1/2 | 4.16 | 197,800 | 228,000 |
| 1 5/8 | 4.88 | 230,000 | 264,000 |
| 1 3/4 | 5.67 | 266,000 | 306,000 |
| 1 7/8 | 6.50 | 304,000 | 348,000 |
| 2 | 7.39 | 344,000 | 396,000 |
| 2 1/8 | 8.35 | 384,000 | 442,000 |
| 2 1/4 | 9.36 | 430,000 | 494,000 |
| 2 3/8 | 10.40 | 478,000 | 548,000 |
| 2 1/2 | 11.60 | 524,000 | 604,000 |
| 2 5/8 | 12.80 | 576,000 | 658,000 |
| 2 3/4 | 14.00 | 628,000 | 736,000 |
| 2 7/8 | 15.30 | 682,000 | 796,000 |
| 3 | 16.60 | 740,000 | 856,000 |
| 3 1/8 | 18.00 | 798,000 | 920,000 |

| | | | |
|---|-------|-----------|-----------|
| 3 1/4 | 19.50 | 858,000 | 984,000 |
| 3 3/8 | 21.00 | 918,000 | 1,074,000 |
| 3 1/2 | 22.70 | 982,000 | 1,144,000 |
| 3 3/4 | 26.00 | 1,114,000 | 1,290,000 |
| 4 | 29.60 | 1,254,000 | 1,466,000 |
| Normas de Referencia: ASTM-A-1023; API 9A | | | |

Tabla de Resistencias a la tension y Pesos (milímetros)

| Diámetro (mm) | Peso Aproximado (kg/m) | Resistencia a la Ruptura (Toneladas Metricas) | |
|---|---------------------------|--|------------------------|
| | | Arado Mejorado | Arado Extramejorado |
| 6.35 | 0.18 | 2.7 | 3.1 |
| 7.94 | 0.27 | 4.1 | 4.8 |
| 9.53 | 0.39 | 6.0 | 6.9 |
| 11.1 | 0.52 | 8.1 | 9.2 |
| 13 | 0.68 | 10.4 | 12.1 |
| 14.5 | 0.88 | 13.2 | 15.2 |
| 16 | 1.07 | 16.2 | 18.7 |
| 19 | 1.55 | 23.2 | 26.7 |
| 22 | 2.11 | 31.4 | 36.1 |
| 26 | 2.75 | 40.7 | 46.9 |
| 29 | 3.48 | 51.3 | 59.0 |
| 32 | 4.30 | 63.0 | 72.5 |
| 35 | 5.21 | 75.7 | 87.1 |
| 38 | 6.19 | 89.7 | 103.0 |
| 42 | 7.26 | 104.0 | 120.0 |
| 45 | 8.44 | 121.0 | 139.0 |
| 48 | 9.67 | 138.0 | 158.0 |
| 52 | 11.0 | 156.0 | 180.0 |
| 54 | 12.40 | 174.0 | 200.0 |
| 58 | 13.90 | 195.0 | 224.0 |
| 60 | 15.50 | 217.0 | 249.0 |
| 64 | 17.30 | 238.0 | 274.0 |
| 67 | 19.00 | 261.0 | 299.0 |
| 71 | 20.80 | 285.0 | 333.0 |
| 74 | 22.80 | 309.0 | 361.0 |
| 77 | 24.70 | 336.0 | 389.0 |
| 80 | 26.80 | 362.0 | 417.0 |
| 83 | 29.00 | 389.0 | 447.0 |
| 87 | 31.30 | 416.0 | 487.0 |
| 90 | 33.80 | 445.0 | 519.0 |
| 96 | 38.70 | 505.0 | 585.0 |
| 103 | 44.00 | 569.0 | 665.0 |
| Normas de Referencia: ASTM-A-1023; API 9A | | | |